



ATH-Single Lift 12PL

- Electro-hydraulic 1-post lift with quick lift unit and load-dependent lowering function
- Central control unit with energy set (230V / compressed air / 12V)
- Stationary use, with reinforced column and rail construction
- Safety Control: Electromagnetic release of the safety locks automatically with lifting and lowering
- Safety Lock: ability to lock the load on to the safety mechanism
- Multifunctional mounting via sliding, extra long rails and wheel forks (optional)
- Ideally suited for repairing quads, lawn mowers and small tractors

Technical details

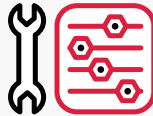
Rated load capacity	1,2t
Lifting height min. - max.	1.930 mm
Overall height	3.138 mm
Overall width	1.900 mm
Overall length	2.937 mm
Motor power	3kW
Lifting/Lowering time	approx. 20s
Power supply voltage	3x 400V / C16A
Concrete strength	min. C25/30 2.500x200x 200mm



Accessories



User manual



Spare parts



Augmented Reality / 3D



Service

PDF Product flyer

Item number

ATH-Single Lift 12PL

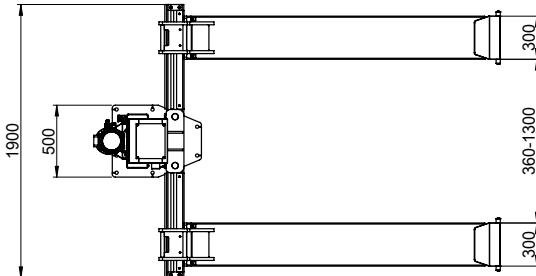
612016

ATH-Single Lift 12PL

Item number: 612016



ATH-Lifting



360mm with optional accessories (wheel clamps)

